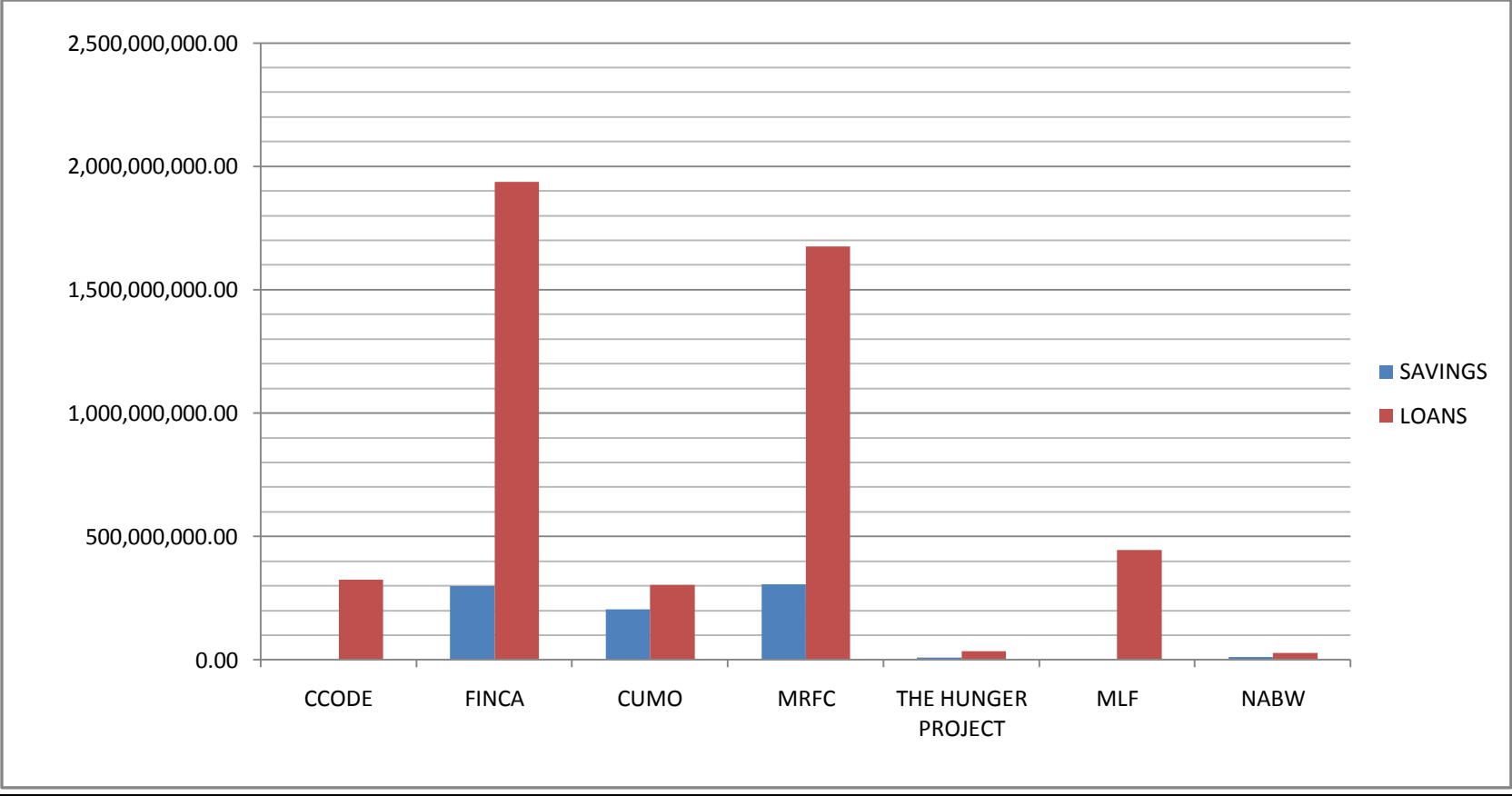


SECOND QUARTER 2013

MICROFINANCE MARKET SHARE								
SECOND QUARTER- (APRIL TO JUNE 2013)								
NUMBER	MF PROVIDERS	LEGAL STATUS	VOLUNTARY SAVERS			LOANS		
			Numbers	value(MK)	% value	Number	value(MK)	%value
1	CCODE	NGO	0	0	0.00%	2,682	324,313,000	6.83%
2	FINCA	LTD COMPANY		299,735,000	36.09%	35,333	1,935,768,844	40.77%
3	CUMO	LTD COMPANY	56,499	204,592,000	24.63%	43,509	304,599,000	6.41%
4	MRFC	LTD COMPANY	46,417	306,519,000	36.91%	81,589	1,676,004,719	35.30%
5	THE HUNGER PROJECT	PROJECT	3,679	8,938,000	1.08%	2,474	34,200,000	0.72%
6	NABW	NGO	707	10,737,742	1.29%	375	28,590,402	0.60%
7	MLF				0.00%	25,656.00	444,852,228	9.37%
	TOTAL		107,302	830,521,742	100%	165,962	4,748,328,193	100%

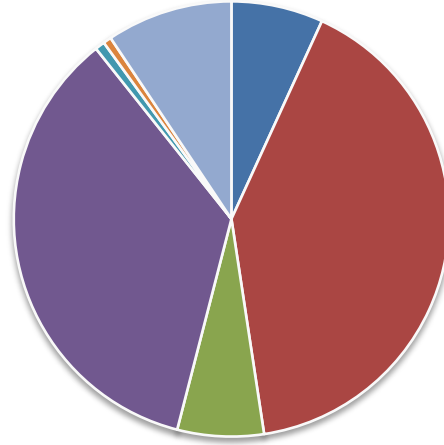
NOTE:

DATA FROM OTHER INSTITUTION IS YET TO BE SUBMITTED TO MAMN



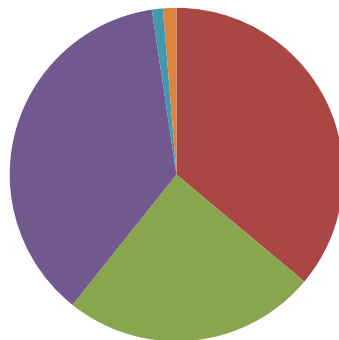
MARKET SHARE OF LOANS DISPERSED

- CCODE
- FINCA
- CUMO
- MRFC
- THE HUNGER PROJECT
- NABW
- MLF



SAVINGS

- CCODE
- FINCA
- CUMO
- MRFC
- THE HUNGER PROJECT
- NABW
- MLF

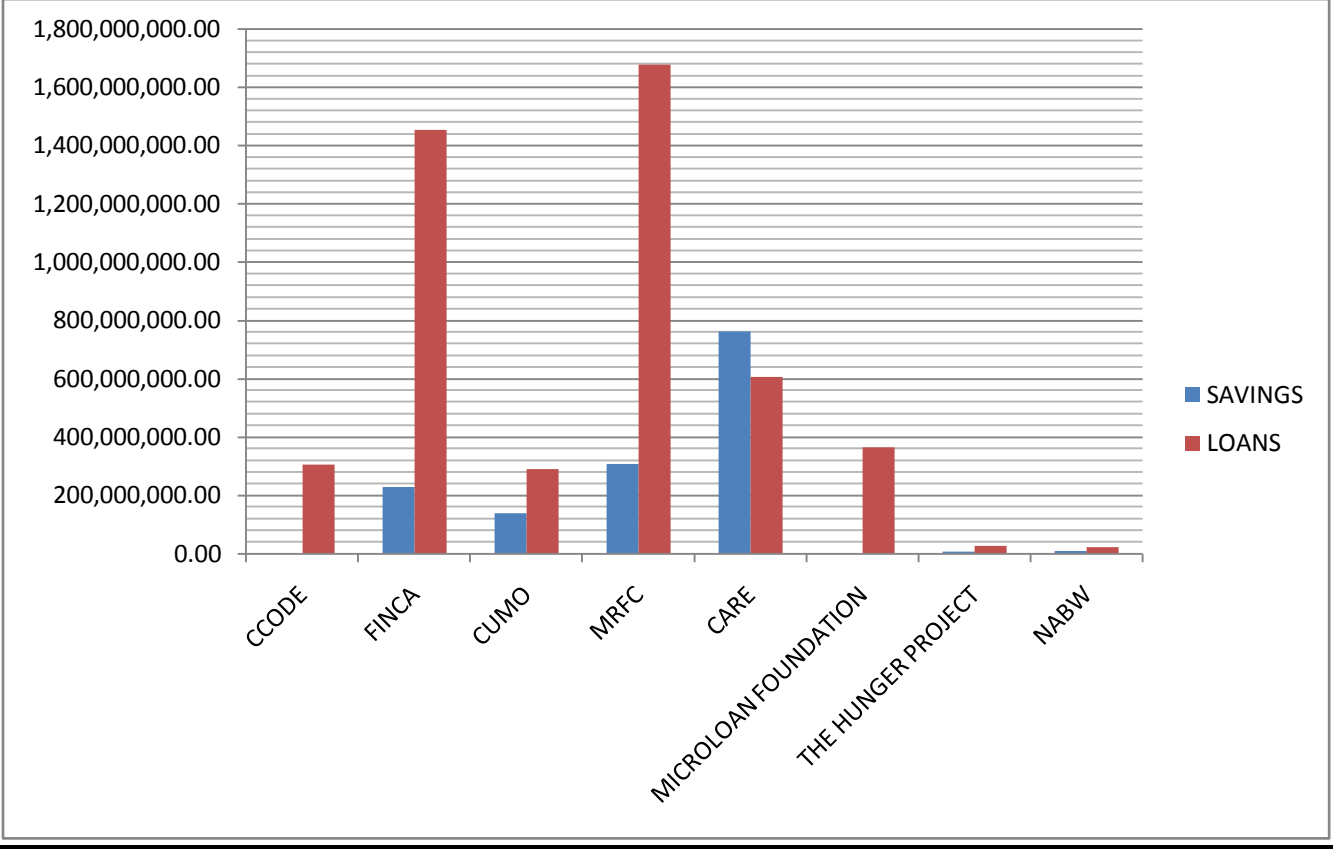


FIRST QUARTER 2013

MICROFINANCE MARKET SHARE								
FIRST QUARTER- (JANUARY TO MARCH 2013)								
NUMBER	MF PROVIDERS	LEGAL STATUS	VOLUNTARY SAVERS			LOANS		
			Numbers	value(MK)	% value	Number	value(MK)	%value
1	CCODE	NGO	0	0	0.00%	2,604	305,735,000	6.45%
2	FINCA	LTD COMPANY		228,446,000	15.75%	32,493	1,453,575,340	30.65%
3	CUMO	LTD COMPANY	56,599	137,942,000	9.51%	43,746	290,733,000	6.13%
4	MRFC	LTD COMPANY	46,417	306,519,000	21.13%	81,589	1,676,004,719	35.34%
5	CARE	NGO	91,621	760,959,505	52.45%	57,009	605,121,040	12.76%
6	MICROLOAN FOUNDATION	NGO	0	0	0.00%	25,685	364,759,859	7.69%
7	THE HUNGER PROJECT	PROJECT	3,436	7,631,000	0.53%	2,207	25,999,000	0.55%
8	NABW	NGO	659	9,197,662	0.63%	333	20,889,002	0.44%
	TOTAL		198,732	1,450,695,167	100%	245,666	4,742,816,960	100%

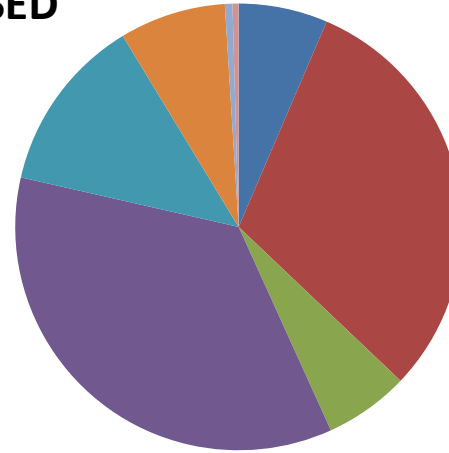
NOTE:

DATA FROM OTHER INSTITUTION IS YET TO BE SUBMITTED TO MAMN



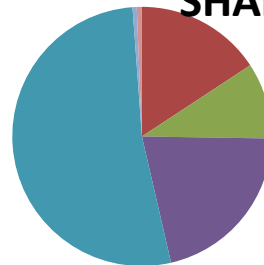
MARKET SHARE OF LOANS DISPERSED

- CCODE
- FINCA
- CUMO
- MRFC
- CARE
- MICROLOAN FOUNDATION
- THE HUNGER PROJECT
- NABW



SHARE OF SAVINGS FACILITATED

- CCODE
- FINCA
- CUMO
- MRFC
- CARE
- MICROLOAN FOUNDATION
- THE HUNGER PROJECT
- NABW

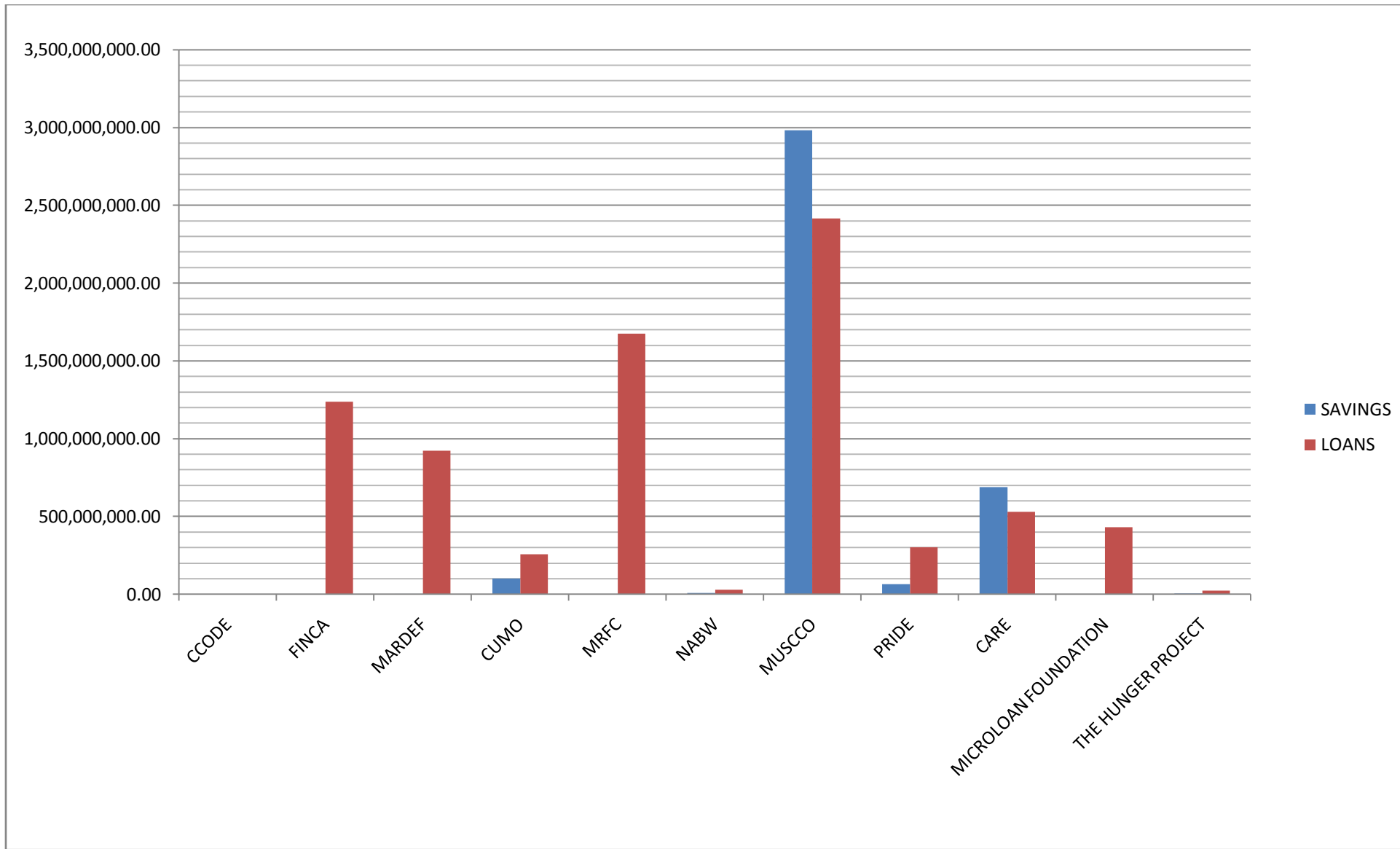


FOURTH QUARTER 2012


MICROFINANCE MARKET SHARE								
FORTH QUARTER- (OCTOBER TO DECEMBER 2012)								
NUMBER	MF PROVIDERS	LEGAL STATUS	VOLUNTARY SAVERS			LOANS		
			Numbers	value(MK)	% value	Number	value(MK)	%value
1	CCODE	NGO	0	0	0.000	2248	284,530,000.00	3.506
2	FINCA	LTD COMPANY	0	0	0.000		1,236,738,690.00	15.239
3	MARDEF	PUBLIC ENTITY	9,644	3,066,792	0.074	9,644	924,064,119.00	11.387
4	CUMO	LTD COMPANY	59,667	101,986,000	2.449	46,209	256,808,000.00	3.164
5	MRFC	LTD COMPANY	46,417	306,519,000	7.360	81,589	1,676,004,719.00	20.652
6	NABW	NGO	659	9,197,662	0.221	333	30,128,310.00	0.371
7	MUSCCO	COOPERATIVE	116,449	2,980,502,748	71.562	131,905	2,416,171,167.00	29.773
8	PRIDE	LTD COMPANY	0	66,160,138	1.589	7,222	303,551,200.00	3.740
9	CARE	NGO	85,076	690,441,435	16.577	51,950	531,231,550.00	6.546
10	MICROLOAN FOUNDATION	NGO	0	0	0.000	24,847	431,908,230.00	5.322
11	THE HUNGER PROJECT	PROJECT	3,350	7,063,000	0.170	2,389	24,269,000.00	0.299
	TOTAL		321,262	4,164,936,775	100.00	358,336	8,115,404,985	100.00

NOTE:

DATA FROM OTHER INSTITUTION IS YET TO BE SUBMITTED TO MAMN



MARKET SHARE OF LOANS DISPERSED



SHARE OF SAVINGS FACILITATED

